

免责声明

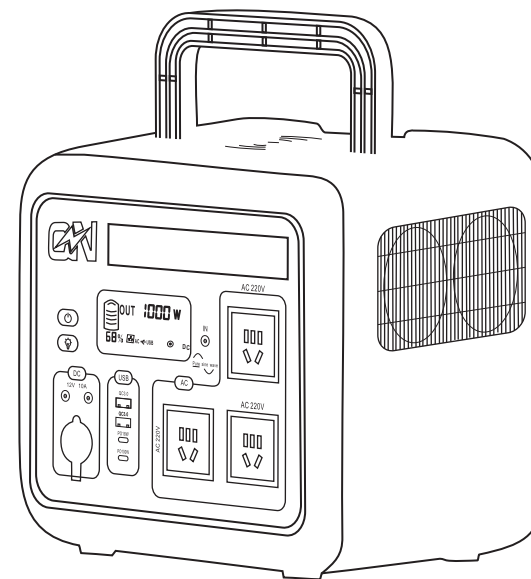
在使用前，请阅读本产品的用户手册，以保证在完全理解后正确使用。阅读后，请将用户手册妥善保管以备日后参考。如果没有正确操作本产品，您可能会对自身或他人造成严重伤害，或者导致产品损坏和财产损失。一旦使用本产品，即视为您已理解、认可和接受本文档全部条款和内容。使用者承诺对自己的行为及因此而产生的所有后果负责。Potential New Energy不承担因用户未按《用户手册》使用产品所引发的一切损失。

在遵从法律法规的情况下，本公司享有对本文档及本产品所有相关文档的最终解释权。如有更新、改版或终止，恕不另行通知，请访问 Potential New Energy官方网站以获取最新的产品信息。

Potential New Energy

便携式储能电源

QN-S1000W | 用户手册



目录

1. 参数规格	01
2. 安全指引	
2.1 使用	02
2.2 废弃	02
3. 新手指南	
3.1 产品外观介绍	03
3.2 显示屏图标介绍	03
3.3 产品使用	04
3.4 交流充电	05
3.5 太阳能充电	05
3.6 车充充电	06
4. 常见问题	06
5. 配件清单	07
6. 产品操作注意事项	07

1. 参数规格

基本参数

净重	
尺寸	280*251*325mm
电池	921.6Wh 19.2V =

输出规格

交流输出	纯正弦波 1000W (峰值1200W) 220V~ 50Hz/60Hz
USB-A (OUT*2)	QC3.0 18W (Max) 12V/1.5A; SCP最大输出功率22.5W (Max)
Type-C (OUT 1)	PD/QC3.0 30W (Max) 12V/2.5A
Type-C (OUT 2)	PD100W
车充输出	120W (Max) 12V =10A
DC5521输出 (*2)	120W (Max) 12V =10A

*车充和DC5521功率共享，最大输出120W

输入规格

交流输入功率	120W (MAX) 5A
交流输入电压	12-24V =

电池规格

电芯材料	LFP (磷酸铁锂)
循环寿命	2000次循环后剩余容量仍有80%以上
保护类型	高温保护/低温保护/过放保护 过充保护/过载保护/短路保护/过流保护

运行温度

最佳使用环境温度	20℃ ~ 30℃
充电环境温度	0℃ ~ 45℃
放电环境温度	-10℃ ~ 45℃
存储环境温度	-10℃ ~ 45℃ (最佳: 2-℃ ~ 30℃)

其它规格

交流充电器	选配
车充电线	选配

2. 安全指引

2.1 使用

1. 严禁在本产品工作时将其靠近热源,如火源或加热炉。
2. 严禁让本产品接触任何液体,请勿将本产品浸入水中或将其弄湿。切勿在雨中或者潮湿的环境中使用本产品。
3. 禁止在强静电或者强磁场环境中使用本产品。
4. 禁止以任何方式拆解或用尖利物体刺破本产品。
5. 禁止用导线或其它金属物体致使本产品短路。
6. 请勿使用非官方提供的部件或配件。如需更换,请到Potential New Energy官方销售渠道查询相关购买信息。
7. 使用本产品时,请严格遵循本用户手册的使用环境温度。温度过高,可能会引起电池起火,甚至爆炸;温度过低,产品性能将会严重降低,甚至无法满足正常使用要求。
8. 禁止在本产品上堆放其他重物。
9. 禁止在使用过程中强行堵转风扇,或让本产品处于不通风或多尘的空间内。
10. 请避免撞击,跌落,剧烈震动,如出现严重外力冲击,请立即关闭电源停止使用。运输时请固定好,避免震动与撞击。
11. 如果在使用过程中意外令产品坠入水中,请将其置于安全的开闲区域,远离产品直至产品完全晾干。晾干的产品不得再次使用,应按照本文2.2废弃章节的方法妥善处理。若产品起火,请按以下推荐顺序使用灭火器材:沙、灭火毯、干粉、二氧化碳灭火器。
12. 如果本产品接口有污物,请使用干布擦干净。
13. 请小心放置本产品,以防产品倾倒导致损坏。若产品倾倒并出现严重损坏的情况,请立刻关机,将电池放置于开阔区域,远离可燃物和人群,并按照当地的法律法规的要求进行报废。
14. 请将本产品存放在儿童和宠物不能接触的地方。
15. 产品需存放于干燥通风处。
16. 在潮湿环境下(海边水边等环境)建议配备防潮袋一起使用,避免浸水泡水,若发现产品内部进水,不得再次使用/开机,触碰产品前请做好防触电措施,请立即静置在安全防水开阔区域,并立即联系Potential New Energy客服处理。
17. 本产品不建议用于人身安全相关的医疗设备供电,包括但不限于呼吸机(CPAP: Continuous Positive Airway Pressure),人工肺(ECMO, Extracorporeal Membrane Oxygenation)等,若用于一般医疗设备,请务必留意电量状况确保电量不要耗尽。
18. 电源产品在使用时候会不可避免地产生电磁场,这些电磁场可能会影响植入式医疗设备或个人医用设备的正常工作,如起搏器、植入耳蜗、助听器、除颤器等。若使用了这些医用设备,请向其制造商咨询使用相关设备的限制条件,以确保本产品在工作时,与植入的医疗设备(如起搏器、植入耳蜗、助听器、除颤器等)保持足够的安全距离。

2.2 废弃

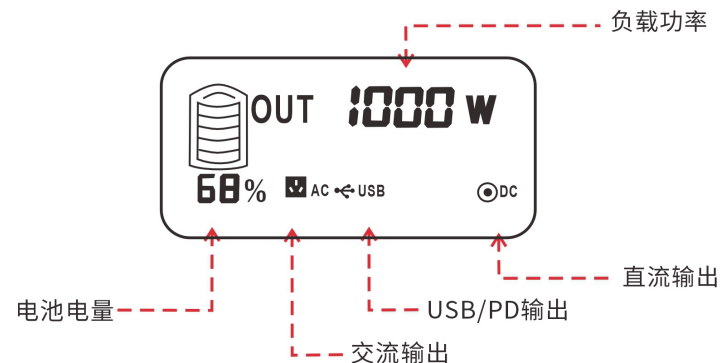
1. 条件允许的情况下,请务必将本产品电池彻底放完后,再将产品置于指定的电池回收箱中。本产品含有电池,电池是危险化学品,严禁废置于普通垃圾箱中。相关细节,请遵循当地电池回收和弃置的法律法规。
2. 如因本产品自身故障导致电池无法完成彻底放电,请勿将电池直接弃置于电池回收箱中,应联系专业电池回收公司做进一步的处理。
3. 过放后电池将无法启动,请按废弃处理。

3. 新手指南

3.1 产品外观介绍



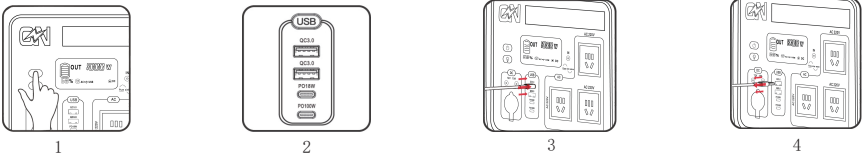
3.2 显示屏图标介绍



3.3 产品使用

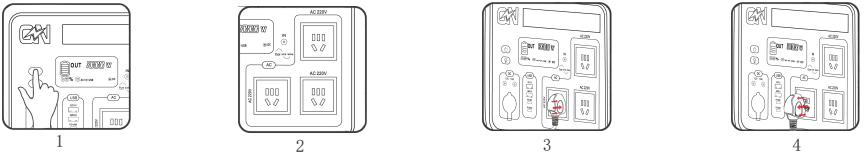
使用USB输出

1. 长按3秒电源键打开整机系统，系统开机LCD显示屏亮起。
2. 长按3秒USB输出的开关，显示屏亮起USB图标，表示可以正常输出。
3. 接入设备，即可充电。
4. 使用完毕后，请拔掉插头整机系统将自动关闭。



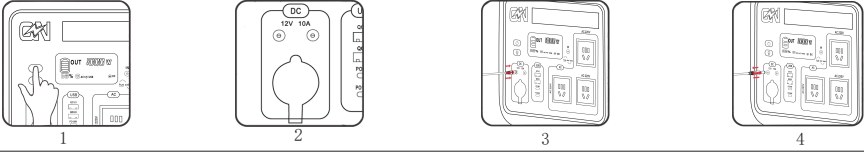
使用交流输出

1. 长按3秒电源键打开整机系统，系统开机LCD显示屏亮起。
2. 长按3秒AC输出的开关，显示屏亮起AC图标，表示可以正常输出。
3. 将设备接入AC输出口，即可工作。（请检测设备功率是否>500w，储能电源只支持≤500w的设备）



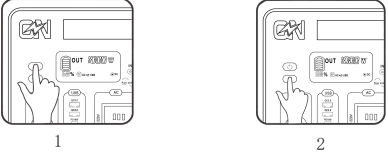
使用12V直流输出

1. 长按3秒电源键打开整机系统，系统开机LCD显示屏亮起。
2. 长按3秒DC输出的开关显示屏亮起DC图标，表示可以正常输出。
3. 接入设备，即可充电。
4. 使用完毕后，请拔掉插头整机系统将自动关闭。



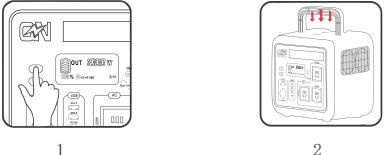
打开主机照明

1. 长按3秒电源键打开整机系统
2. 短按照明键打开照明灯最亮模式。
3. 短按一下调至半亮模式。
4. 再短按一下调至SOS模式。
5. 长按3秒关灯。

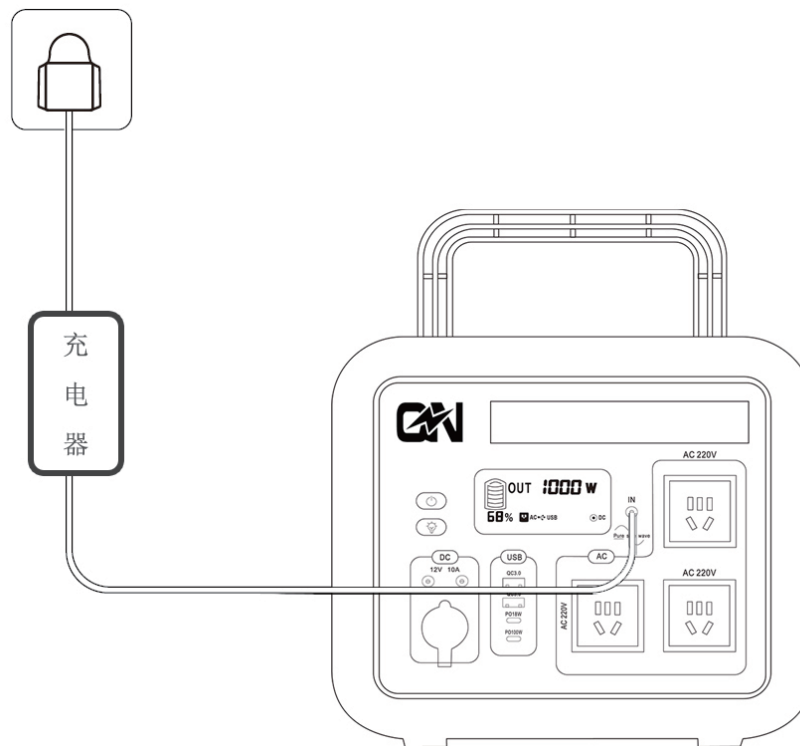


使用无线充电（选配功能）

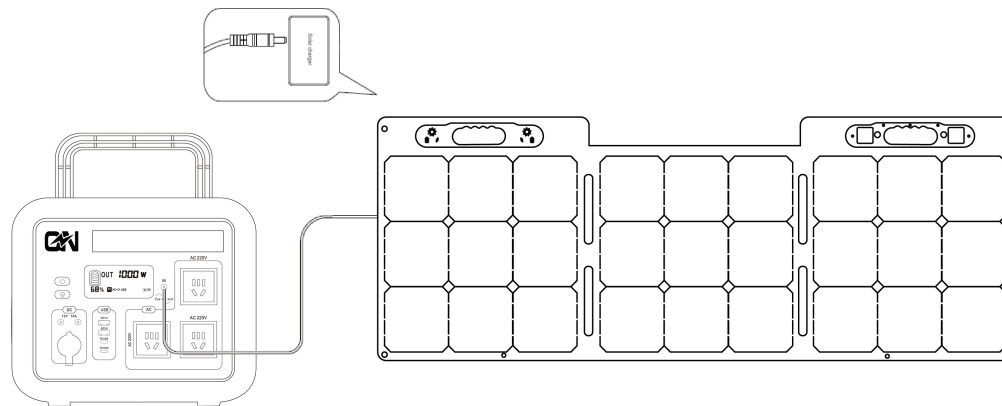
1. 长按3秒电源键打开整机系统，系统开机LCD显示屏亮起，无线充自动开启。
2. 将手机放置在无线充面板上，自动充电。



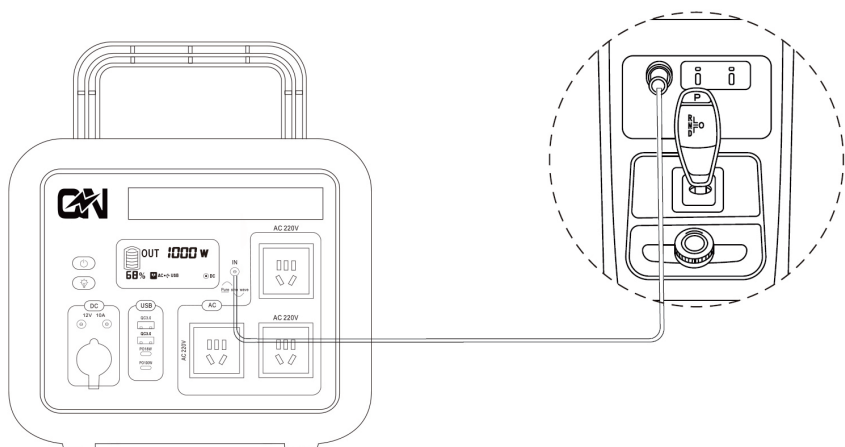
3.4 交流充电



3.5 太阳能充电



3. 6车充电



可使用汽车上的车充口对本产品进行充电,需在汽车点火启动后使用车充充电,以免造成汽车电瓶亏电无法启动。同时确保汽车车充口和车充输入线的点烟器接触良好。若因不按规范操作而造成损失,本公司不予承担相应责任。

4. 常见问题

1. 产品使用什么类型的电池?

本产品使用高品质磷酸铁锂动力电池。

2. 产品交流输出口能带什么设备?

产品的交流输出口具有高额定功率,可为大多数家用设备供电。我们建议在使用前先确认设备的功率,确保所有负载设备的功率总和较额定功率低。

3. 怎样知道产品剩余电量?

本产品的液晶显示屏会显示产品剩余电量百分比。

4. 如何清洁本产品?

请使用干燥、柔软的干净的布或纸巾对本产品进行擦拭。


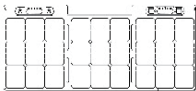
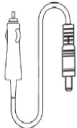
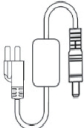

5. 如何储存产品?

储存时,请首先将本产品关闭,然后存储在干燥、通风的室温环境的地方。请勿将本产品置于水源附近。长期存储时,建议每三个月对电池进行放电到30%,再充电到60%,以延长本产品使用寿命。

7. 本产品可以带上飞机吗?

不可以。

5. 配件清单

				
QN-S1000W	太阳能板 (标配)	车充转5521(选配)	AC充电器(选配)	使用手册

6. 产品操作注意事项

1. 使用本产品须严格按照用户手册步骤操作。
2. 为了产品散热空间,产品周围预留5CM空间,使散热对流。
3. 禁止在汽油,燃气等易燃易爆及腐蚀性气体环境中使用本产品。
4. 推荐在20℃~30℃的环境下使用或存储本产品,远离水源、热源,以及其他金属物件。
5. 如需长期存储,请每隔3个月为本产品充放电1次(即先将本产品放电至30%,然后再充电至60%)
6. 安全起见,请勿将本产品长期存储在高于45℃或者低于-10℃的环境中。
7. 当产品电量不足,负载功率超出额定功率或环境温度过高,产品会自动启动保护功能关闭输出。
8. 电源充电,建议在无负载的情况下充电。
9. 为了延长电池的使用寿命,推荐在20℃~30℃的环境使用本产品。
10. 若长期不用,请充电至60%再存放。若在电量严重不足的情况下长时间闲置,会造成电芯不可逆转的损坏,减短本产品使用寿命。
11. 若本产品电量严重不足且闲置时间过长,产品将进入深度睡眠模式,再次使用之前需对本产品充电才能恢复使用。

Disclaimer

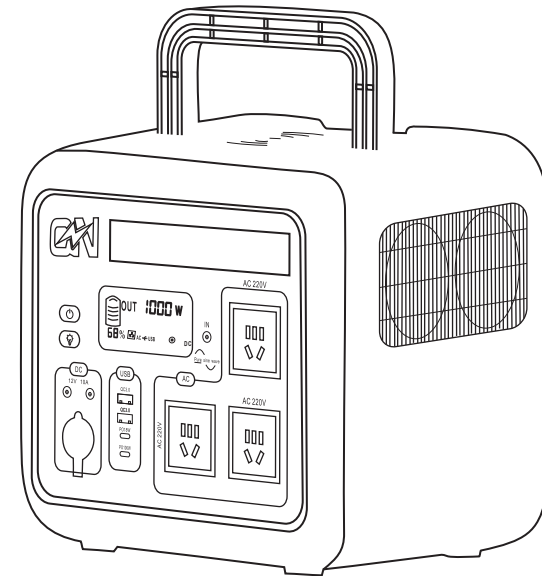
Before use, please read the user manual of this product to ensure correct use after complete understanding. After reading, please keep the user manual in a safe place for future reference. If this product is not handled correctly, you could cause serious injury to yourself or others, or result in product damage and property damage. Once you use this product, you are deemed to have understood, approved and accepted all the terms and contents of this document. Users promise to be responsible for their actions and all consequences arising therefrom. All losses caused by the user's failure to use the product according to the "User Manual" shall not be assumed by Potential New Energy

In compliance with laws and regulations, the company reserves the right of final interpretation of this document and all related documents of this product. Subject to update, revision or termination without prior notice, please visit the Potential New Energy website for the latest product information

Potential New Energy

Portable Power Station

QN-S1000W | User Manual



Contents

1.Specifications	01
2.Safety Guidelines	
2.1 Instructions for use	02
2.2 Abandoned	03
3.Beginner's Guide	
3.1 Product appearance introduction	04
3.2 Product displayer introduction	04
3.3 Product usage	05
3.4 AC charge	06
3.5 Solar panel charge	06
3.6 Car charge	07
4.Common problem	07
5.Parts List	08
6.Product Operation Precautions	08

1.Specifications

Base specification

N.W.	
Dimension	280*251*325mm
Battery	921.6Wh 19.2V

Output specification

AC output	Pure sinewave 1000W (peak 1200W) 220V~ 50Hz/60Hz
USB-A (OUT*2)	QC3.0 18W(Max) 12V/1.5A; SC PMax output power 22.5W(Max)
Type-C (OUT 1)	PD/QC3.0 30W(Max) 12V/2.5A
Type-C (OUT 2)	PD100W
Car charger output	120W(Max) 12V 10A
output (*2)	120W(Max) 12V 10A

* Car charge and DC5521 share power, max output 120W

Input specification

AC input power	120W (MAX) 5A
AC input voltage	12-24V

Battery specification

Battery cell material	Lifepo4
Cycle life	over 2000 recycle charge, capacity remain 80%+
Protection type	High temperature protection/Low temperature protection/ over discharge protection/over charge protection/ over load protection/short circuit protection/ over current protection

Running temperature

Best using environment temperature	20℃ ~ 30℃
Charge environment temperature	0℃ ~ 45℃
Discharge environment temperature	-10℃ ~ 45℃
Storage environment temperature	-10℃ ~ 45℃ (Best: 2-℃ ~ 30℃)

Other specification

AC charger	Optional
Car charger	Optional

2.Safety Guidelines

2.1Usage

- 1.It is strictly forbidden to put this product close to heat sources, such as fire sources or heating furnaces, when it is working
- 2.It is strictly forbidden to let this product come into contact with any liquid, do not immerse this product in water or get it wet. Do not use this product in rain or wet environment
3. Do not use this product in an environment with strong static electricity or strong magnetic field.
- 4.It is forbidden to disassemble or puncture the product with sharp objects in any way.
- 5.Do not short-circuit this product with wires or other metal objects.
- 6.Do not use unofficial parts or accessories. If you need to replace it, please go to the official sales channel of Potential New Energy to inquire about relevant purchase information.
- 7.When using this product, please strictly follow the ambient temperature specified in this user manual. If the temperature is too high, the battery may catch fire or even explode; if the temperature is too low, the performance of the product will be seriously reduced, and it may even fail to meet the normal use requirements.
- 8.It is forbidden to pile other heavy objects on this product.
- 9.It is forbidden to forcibly block the fan during use, or keep the product in an airless or dusty space
- 10.Please avoid impact, drop, and severe vibration. If there is a severe external impact, please turn off the power immediately and stop using it. Please fix it well during transportation to avoid vibration and impact.
- 11.If the product accidentally falls into water during use, please place it in a safe open area and keep away from the product until the product is completely dry. The dried product should not be used again, and should be properly disposed of in accordance with the method in 2.2 Discarding section of this article. If the product catches fire, please use the fire extinguishing equipment in the following recommended order: sand, fire blanket, dry powder, carbon dioxide fire extinguisher.
- 12.If there is dirt on the interface of this product, please wipe it off with a dry cloth.
- 13.Please place this product carefully to prevent the product from falling and causing damage. If the product is dumped and seriously damaged, please shut down immediately, place the battery in an open area, away from combustibles and people, and discard it according to the requirements of local laws and regulations.
- 14.Please keep this product out of the reach of children and pets.
- 15.The product should be stored in a dry and ventilated place.
- 16.In a humid environment (by the seaside, etc.), it is recommended to use a moisture-proof bag together to avoid soaking in water. If you find water in the product, do not use/start it again. Please take anti-shock measures before touching the product. Immediately put it in a safe and waterproof open area, and contact Potential New Energy customer service immediately.


- 17.This product is not recommended for power supply of medical equipment related to personal safety, including but not limited to ventilator (CPAP: Continuous Positive Airway Pressure), artificial lung (ECMO, Extracorporeal Membrane Generation), etc. If it is used for general medical equipment, please pay attention Battery status Make sure you don't run out of power.
- 18.Power supply products will inevitably generate electromagnetic fields during use, and these electromagnetic fields may affect the normal operation of implanted medical devices or personal medical devices, such as pacemakers, cochlear implants, hearing aids, defibrillators, etc. If you use these medical devices, please consult the manufacturer about the restrictions on the use of related devices to ensure that this product is compatible with implanted medical devices (such as pacemakers, cochlear implants, hearing aids, forehead removers, etc.) Keep a sufficient safe distance.

2.2 Abandoned

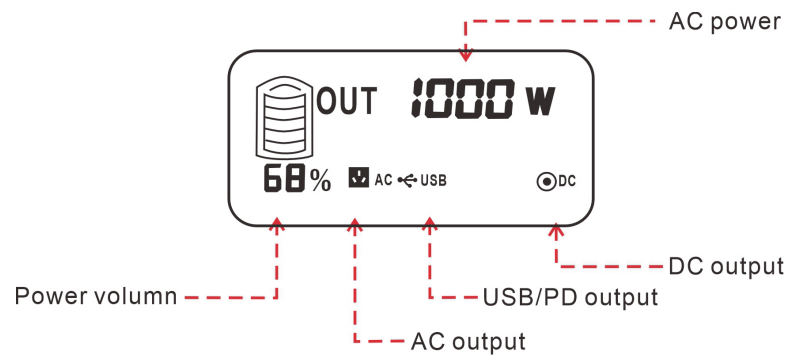
- 1.If conditions permit, please be sure to fully discharge the battery of this product, and then place the product in the designated battery recycling box. This product contains batteries. Batteries are hazardous chemicals and should not be disposed of in ordinary trash. For details, please follow the local laws and regulations on battery recycling and disposal.
- 2.If the battery cannot be completely discharged due to the failure of the product itself, please do not dispose of the battery directly in the battery recycling box, and contact a professional battery recycling company for further processing.
- 3.The battery will not start after being over-discharged, please dispose of it as recyclable trash

3. Beginner's Guide

3.1 Product appearance introduction



3.2 Product displayer introduction



3.3 Product usage

USB output

1. Press and hold the power button for 3 seconds to turn on the whole system, and the LCD display will light up when the system is powered on.
2. Press and hold the USB output switch for 3 seconds, and the USB icon will light up on the display, indicating normal output.
3. Plug in the device to charge.
4. After use, please unplug the machine and the system will automatically shut

AC output

1. Press and hold the power button for 3 seconds to turn on the whole system, and the LCD display will light up when the system is powered on.
2. Press and hold the AC output switch for 3 seconds, and the AC icon will light up on the display, indicating normal output.
3. Connect the device to the AC outlet to start working. (Please check whether the power of the device is >500w, and the energy storage power supply only supports devices with a power of ≤500w)

DC12v Output

1. Press and hold the power button for 3 seconds to turn on the whole system, and the LCD display will light up when the system is powered on.
2. Press and hold the AC output switch for 3 seconds, and the AC icon will light up on the display, indicating normal output.
3. Press and hold the DC output switch for 3 seconds and the DC icon will light up on the display, indicating normal output.
4. After use, please unplug the machine and the system will automatically shut down.

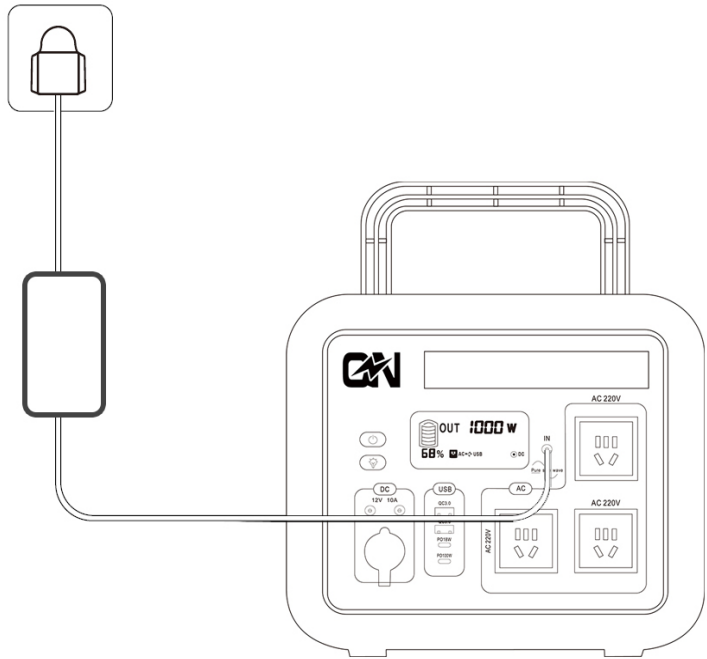
Turn on the host lighting

1. Press and hold the on/off button for 3 seconds to turn on the whole system.
2. Press the lighting button to turn on the brightest mode of the lighting.
3. Short press to adjust to half-brightness mode.
4. Short press again to switch to SOS mode.
5. Long press for 3 seconds to turn off the light


Wireless charger(optional)

1. Press and hold the power button for 3 seconds to turn on the whole system, and the LCD display will light up when the system is powered on.
2. Place the mobile phone on the wireless charging panel to charge automatically.

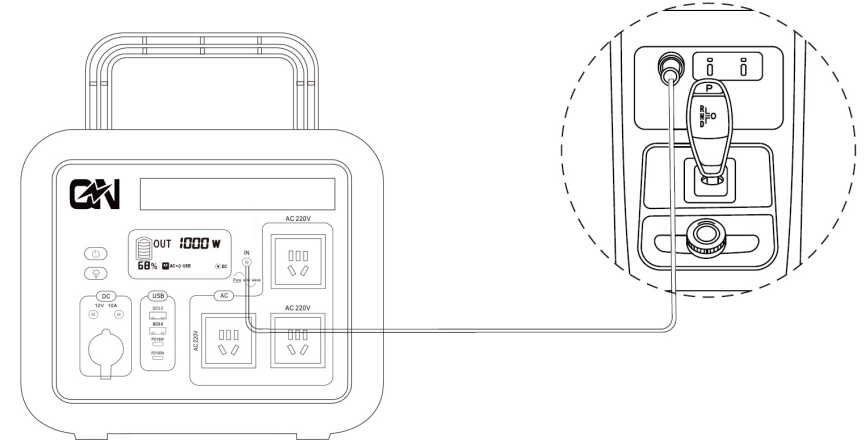
3.4 AC charge



3.5 Solar panel charge



3.6 Car charge



This product can be charged using the car charging port on the car. It needs to be charged after the car is ignited and started, so as not to cause the car battery to run out of power and fail to start. At the same time, make sure that the car charger port and the cigarette lighter of the car charger input line are in good contact. The company shall not be liable for losses caused by non-compliant operation.

4. Common problem

1. What type of battery does the product use?

This product uses high-quality lithium iron phosphate power battery.

2. What equipment can the AC outlet of the product carry?

The product's AC output port has a high power rating and can power most household devices. We recommend confirming the power of the device before use to ensure that the sum of the power of all load devices is lower than the rated power.

3. How to know the remaining power of the product?

The liquid crystal display of this product will display the percentage of remaining power of the product.

4. How to clean this product?

Wipe this product with a dry, soft, clean cloth or paper towel.


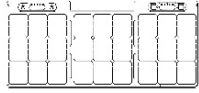
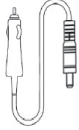
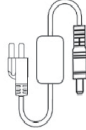
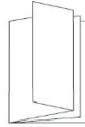
5. How to store the product?

When storing, please close the product first, and then store it in a dry, ventilated place at room temperature. Do not place this product near water sources. For long-term storage, it is recommended to discharge the battery to 30% and recharge to 60% every three months to prolong the service life of the product.

7. Can this product be carried on the plane?

No.

5.Part list

				
QN-S1000W	Solar panel(optional)	Car charger(optional)	AC charger(optional)	User manual

6.Product operation precautions

- 1.To use this product, you must strictly follow the steps in the user manual.
- 2.For the heat dissipation space of the product, reserve 5CM space around the product to allow heat dissipation and convection.
- 3.It is forbidden to use this product in gasoline, gas and other flammable, explosive and corrosive gas environments.
- 4.It is recommended to use or store this product in an environment of 20°C~30°C, away from water, heat, and other metal objects.
- 5.For long-term storage, please charge and discharge the product once every 3 months (that is, discharge the product to 30% first, and then charge to 60%).
- 6.For safety reasons, please do not store this product in an environment higher than 45°C or lower than -10°C for a long time.
- 7.When the power of the product is insufficient, the load power exceeds the rated power or the ambient temperature is too high, the product will automatically activate the protection function and turn off the output.
- 8.Power supply charging, it is recommended to charge without load.
- 9.In order to prolong the service life of the battery, it is recommended to use this product in an environment of 20°C~30°C.
- 10.If it will not be used for a long time, please charge it to 60% before storing it. If the battery is left idle for a long time when the battery is seriously insufficient, it will cause irreversible damage to the battery and shorten the service life of the product
- 11.If the power of the product is seriously low and the idle time is too long, the product will enter a deep sleep mode, and the product needs to be charged before it can be used again.